



Nebraska Employment Report

Joint Economic Committee

Senator Mike Lee, Chairman

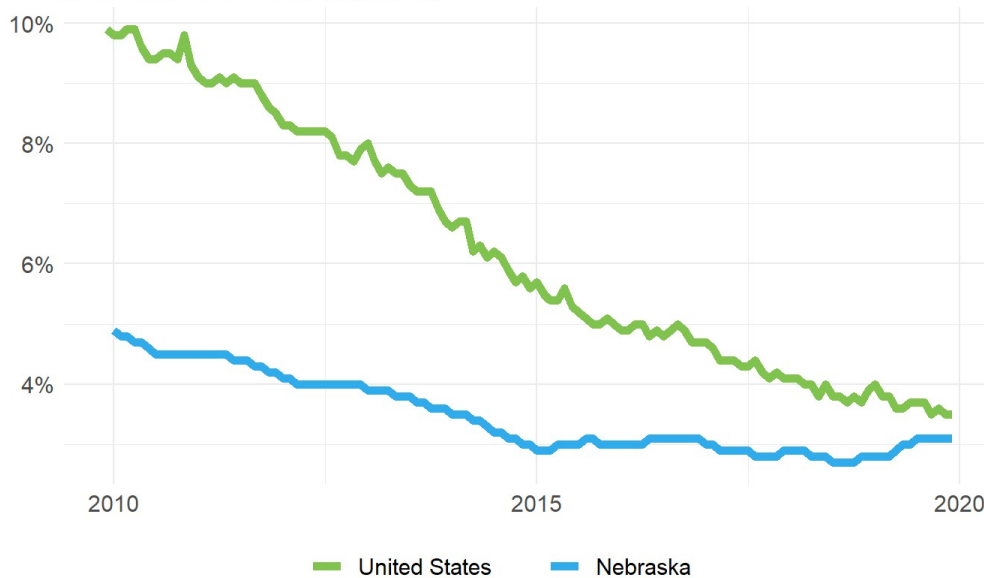
January 24, 2020

Summary

- **Nebraska added 2,800 net payroll jobs and the unemployment rate remained unchanged at 3.1 percent in December**, according to Bureau of Labor Statistics (BLS) data released at 10:00am on January 24, 2020.
- **Over the past twelve months, Nebraska added 15,700 payroll jobs** and the unemployment rate rose by 0.3 percentage point from 2.8 percent.
- **In December, Nebraska’s private sector added 2,900 net private payroll jobs** and over the past twelve months it added 13,600 private payroll jobs in the establishment survey.
- In the household survey, the number of **unemployed fell by 491 on net in December**, and over the past year employment rose by 19,787.
- Nebraska’s **labor force participation rate remained steady at 70.1 percent** in December . Since last year, the labor force participation rate rose by 1 percentage point.
- The national unemployment rate **remained unchanged in December**. State employment and unemployment data for January is scheduled for release March 16, 2020. The national employment situation report for January will be released February 07, 2020.

Nebraska and U.S. Unemployment Rates

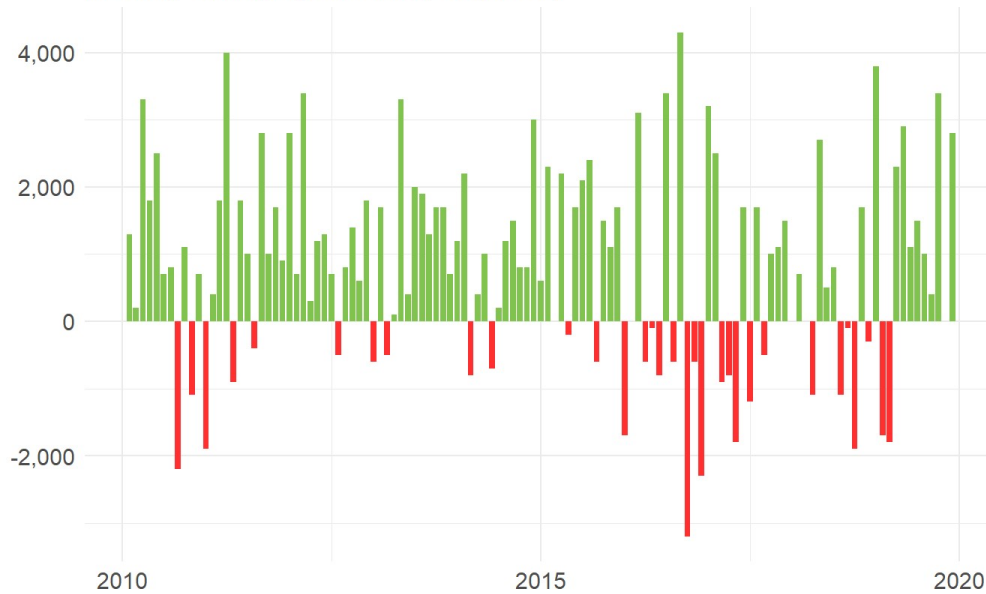
(Percent, Seasonally Adjusted)



Source: Bureau of Labor Statistics

Nebraska Payroll Employment

Nebraska Nonfarm Payroll Jobs Monthly Change (Seasonally Adjusted)



Source: Bureau of Labor Statistics

Nebraska added 2,800 net payroll jobs, or 0.3 percent, on a seasonally adjusted basis during December. In the prior month, Nebraska remained unchanged with 0 jobs. Over the past twelve months, Nebraska added 15,700 payroll jobs, or 1.5 percent. Nebraska nonfarm payroll employment had increased in 9 of the past 12 months.

Nationally, nonfarm payrolls rose by 145,000 in December, or rose by 0.1 percent. Over the 12-month period ending with December, nonfarm payrolls rose by 2,108,000 jobs, or 1.4 percent. Nebraska is tied for 16th among the 50 states and the District of Columbia for percentage gain in nonfarm payroll employment over the past 12 months.

During December, Nebraska's private-sector added 2,900 jobs, or approximately 0.3 percent. The private-sector in Nebraska remained unchanged with 0 jobs in the prior month. Over the past twelve months, private-sector payrolls in Nebraska added 13,600, or 1.6 percent. Nebraska private-sector payroll employment has increased in 9 of the past 12 months.

Nationally, private-sector payroll jobs rose by 139,000 jobs in December, or 0.1 percent. Over the past 12 months, the national payroll rose by 1,947,000 jobs in the private sector, or rose by 1.5 percent. Nebraska is tied for 18th among the 50 states and the District of Columbia for a percentage gain in private-sector payroll employment over the past 12 months.

Change in Nebraska Payroll Employment by Sector over Past 12 Months



Source: Bureau of Labor Statistics, seasonally adjusted

The best performing sectors on a seasonally adjusted basis during December were Leisure and Hospitality (1,400) and Professional and Business Services (800). The poorest performing sectors during the month were Financial Activities (-100) and Government (-100).

The best performing sectors during the last twelve months were Leisure and Hospitality (3,900) and Professional and Business Services (3,400). The poorest performing sectors during the last twelve months were Mining and Logging (-100) and Information (-500).

Nebraska Labor Force Statistics

Labor Force Participation

The labor force participation rate in Nebraska remained unchanged at 70.1 percent in December . At a labor force participation rate of 70.1 percent, Nebraska ranks 4th in the nation. The labor force participation rate in Nebraska rose by 1 percentage point from a year earlier. The labor force participation rate is the percentage of the civilian noninstitutionalized population age 16 and older who are employed or actively looking for work.

The 10-year high for the labor force participation rate in Nebraska was 72.3 percent last occurring in March 2010. The series high for the labor force participation rate in Nebraska occurred in May 2003 when the labor force participation rate hit 73.9 percent. The 10-year low for the labor force participation rate was 69.1 percent , last occurring in December 2018. The series low for the labor force participation rate in Nebraska last occurred in May 1976 when the labor force participation rate hit 65.1 percent.

The national labor force participation rate remained steady at 63.2 percent in December. That rate rose by 0.2 percentage point from a year earlier. The all-time high for the national labor force participation rate was 67.3 percent in April 2000. The 10-year high for the national labor force participation rate was 65.2 percent in April 2010. The recent 10-year low occurred in September

2015 at a level of 62.4 percent. The series low for the national labor force participation rate was 58.1 percent in December 1954.

Employment-to-Population Ratio

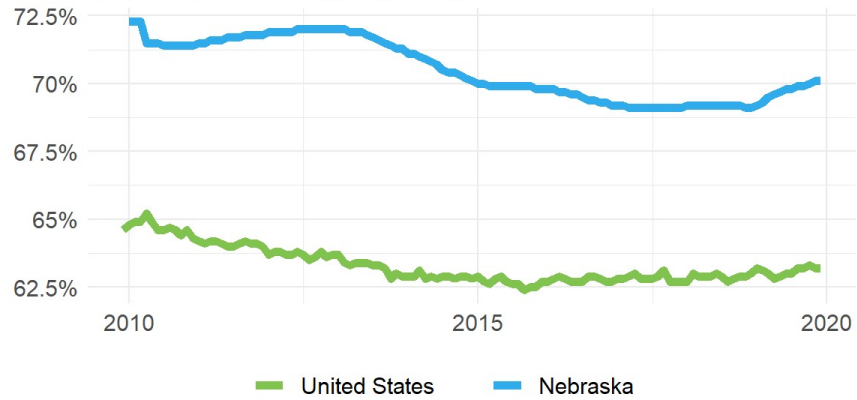
The employment-to-population ratio, or the percentage of the Nebraska civilian noninstitutionalized population 16 years and older counted as employed, in December rose to 68 from 67.9 percent in the prior month. At 68 percent, Nebraska is tied for 2nd among state employment-to-population ratios in the nation. The employment-to-population ratio in Nebraska rose by 0.8 percentage point from a year earlier.

The 10-year high for the employment-to-population ratio in Nebraska was 69.2 percent last occurring in February 2013. The series high for the employment-to-population ratio in Nebraska last occurred in April 2000 when the employment-to-population ratio hit 71.7 percent. The 10-year low for the employment-to-population ratio was 67.1 percent last occurring in May 2017. The series low for the employment-to-population ratio in Nebraska last occurred in June 1976 when the employment-to-population ratio hit 63.1 percent.

The national employment-to-population ratio remained steady at 61 percent in December. That rate rose by 0.4 percentage point from a year earlier.

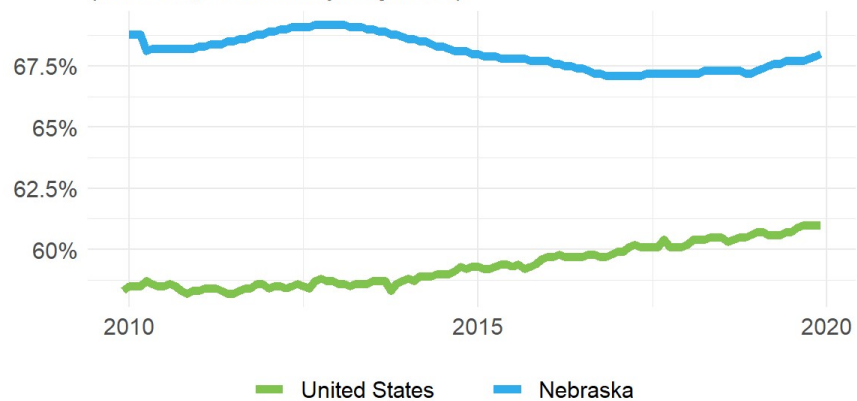
The all-time high for the national employment-to-population ratio was 64.7 percent in April 2000. The 10-year high for the national employment-to-population ratio was 61 percent in December 2019. The recent 10-year low occurred in July 2011 at a level of 58.2 percent. The series low for the employment-to-population ratio was 54.9 percent in October 1949.

Nebraska and U.S. Labor Force Participation Rates (Percent, Seasonally Adjusted)



Source: Bureau of Labor Statistics

Nebraska and U.S. Employment-to-Population Ratios (Percent, Seasonally Adjusted)



Source: Bureau of Labor Statistics